

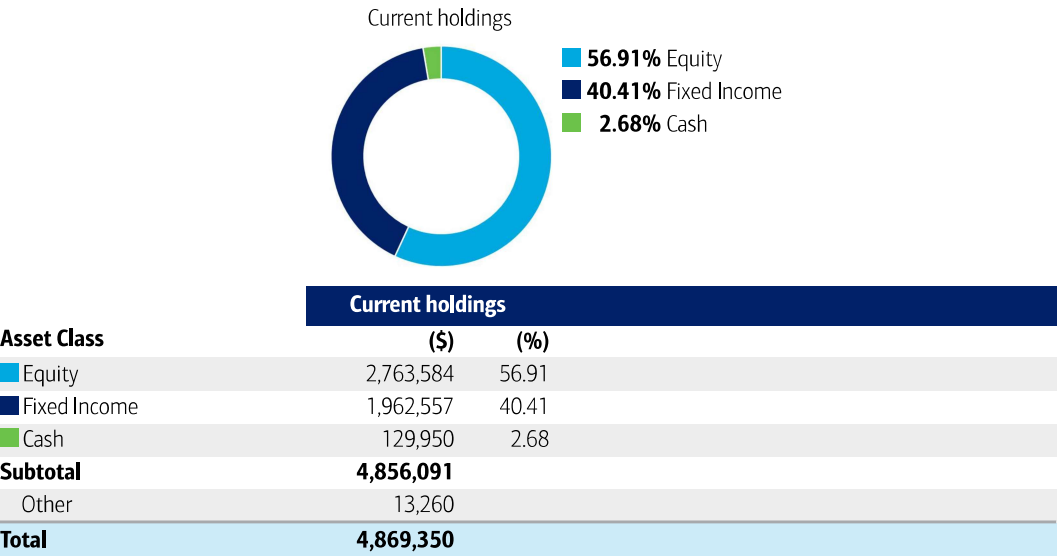
# Portfolio overview

Performance period: 07/26/2013 to 03/31/2025

Asset allocation

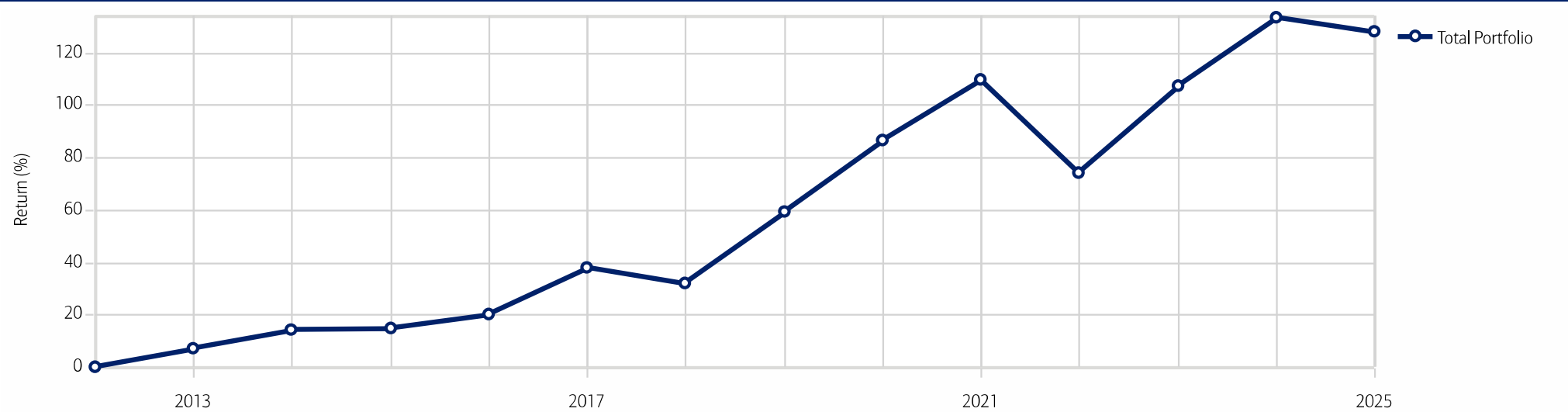
Performance summary

As of close of business: 03/31/2025



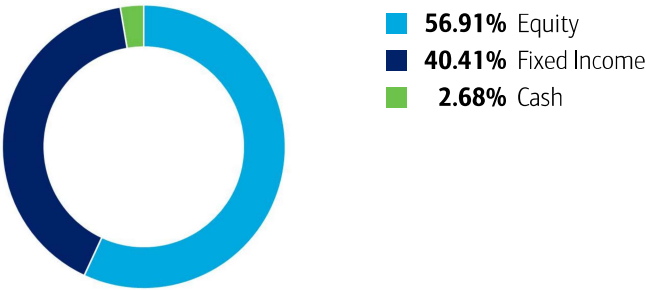
	Prior 3 Months	YTD	Entire Period
Opening Balance (\$)	5,035,231	5,035,231	0
Contributions/(Withdrawals) (\$)	(50,454)	(50,454)	1,944,817
Investment Capital (\$)	4,984,777	4,984,777	1,944,817
Interest/Dividends (\$)	28,936	28,936	788,209
Appreciation/(Depreciation) (\$)	(144,362)	(144,362)	2,136,325
Closing Balance (\$)	4,869,350	4,869,350	4,869,350
Money Weighted Return (%)	(2.31)	(2.31)	127.58
Time Weighted Return (%)	(2.31)	(2.31)	127.99

Cumulative time weighted return



# Asset allocation

Asset allocation: March 31, 2025



Asset Class	Market Value (\$)	% of Total
Equity	2,763,584	56.91
Fixed Income	1,962,557	40.41
Cash	129,950	2.68
Subtotal	4,856,091	100.00
Other	13,260	
Total	4,869,350	